

Sensor – Air Intake Temperature (2.0 DOHC) – Remove and Install (29 622 0)

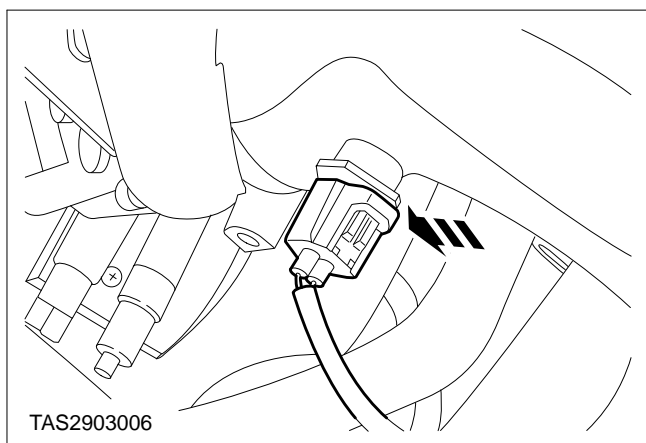
Remove

⚠ CAUTION: Disconnect the battery negative lead

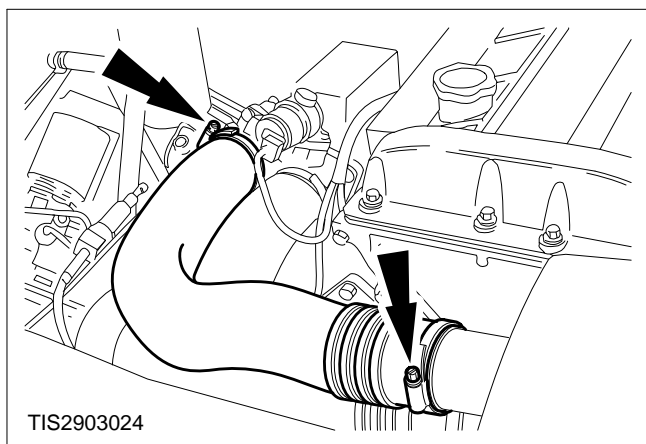
⚠ CAUTION: When disconnecting the multiplugs do not pull on the wiring; pull on the multiplug body.

- 1. Disconnect the IAT sensor multiplug (2,3 DOHC shown).**

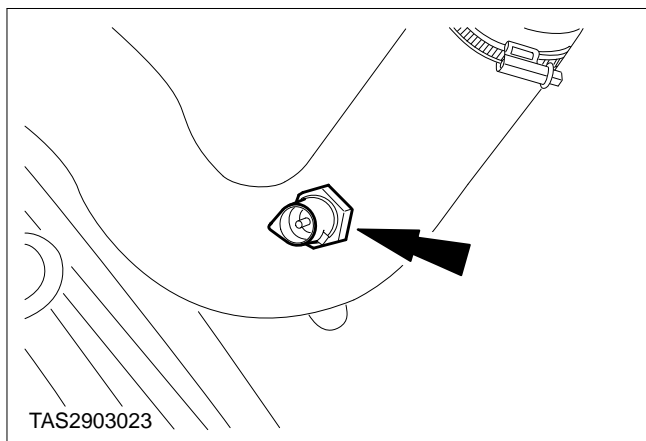
Depress the retainer and disconnect the multiplug.



- 2. Slacken the hose clips and remove the intake hose.**



- 3. Unscrew and remove the IAT sensor.**



Install

- 4. Refit the components in reverse order.**