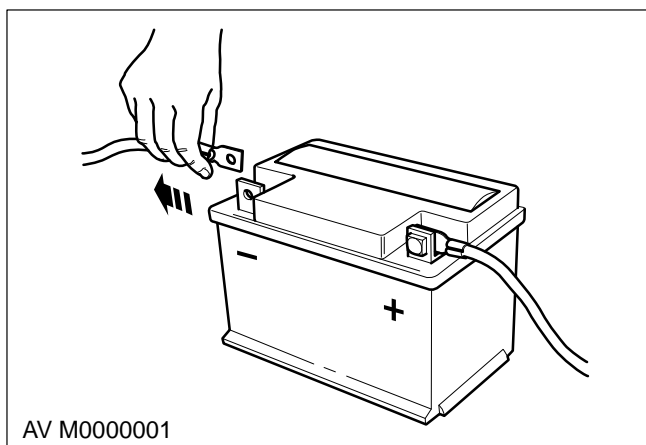
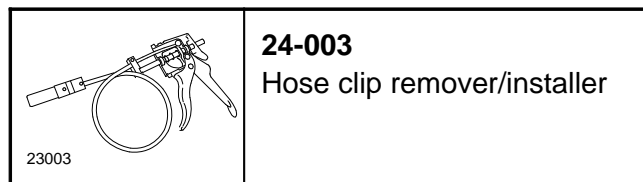
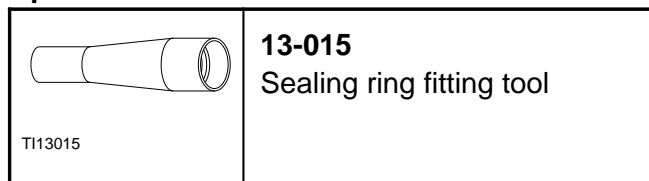


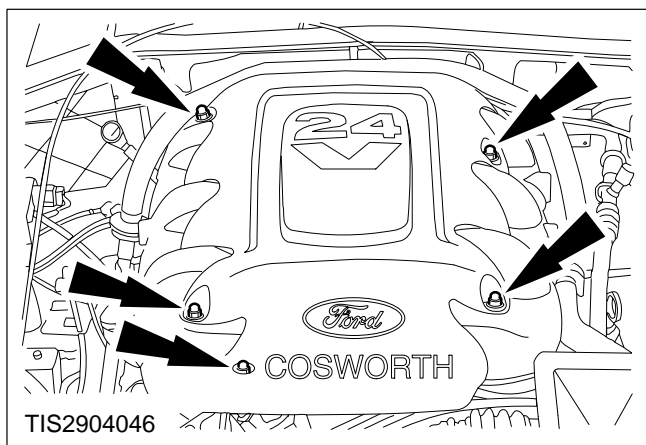
## Pump Assembly – Power Steering – Remove and Install (V6) (13 434 0)

### Special Tools

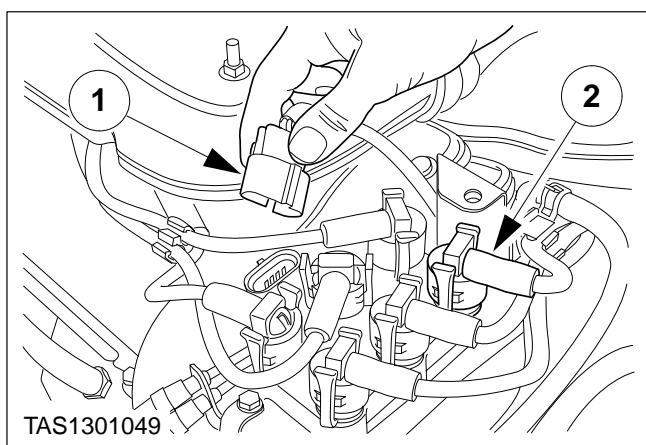


### Remove

1. Disconnect the battery negative lead.




2. Remove the engine cover.



3. Disconnect the coil multiplug and high tension leads.

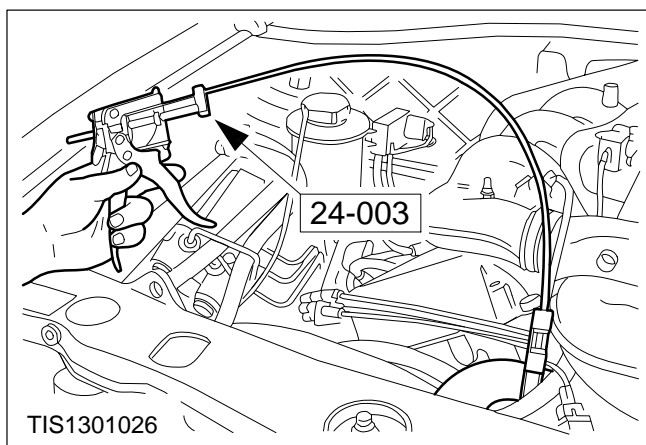
- 1 Disconnect the coil multiplug.
- 2 Disconnect the high tension leads.



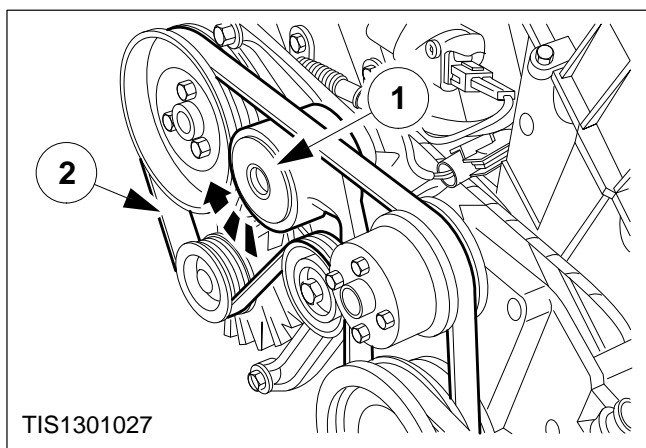
#### 4. Remove the coil assembly.

- 1 Remove the coil.
- 2 Remove the bracket.

#### 5. Drain the cooling system (refer to Operation Number 24 122 0).



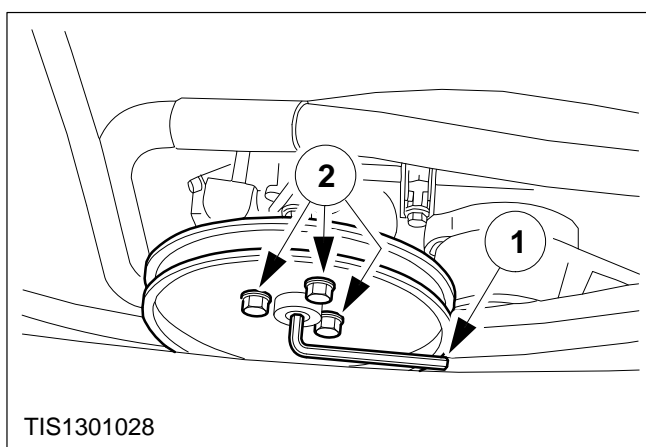
#### 6. Remove the cooling system top hose.



#### Belt – Power Steering – Pump Drive – Remove (13 424 0)

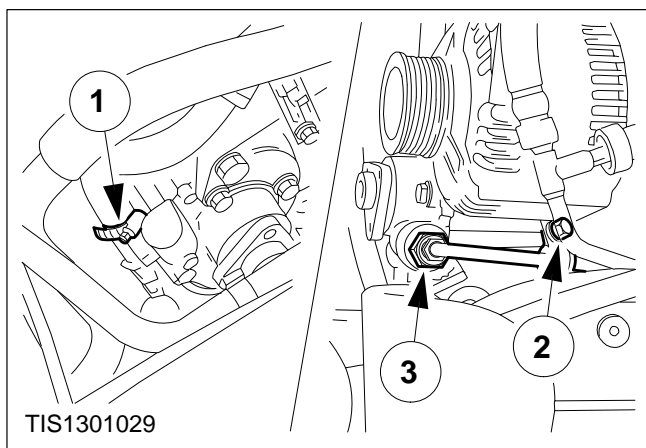
#### 7. Remove the drive belt.

- 1 Rotate the belt tensioner in a clockwise direction.
- 2 Remove the belt and release the belt tensioner.



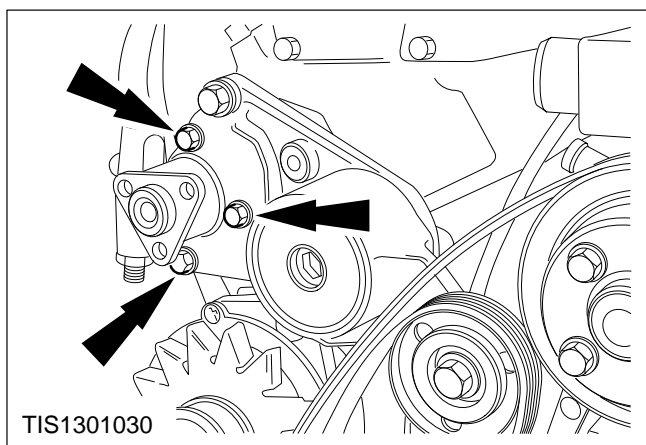
#### 8. Remove the pump pulley.

- 1 Hold the centre of the pulley with an Allen key.
- 2 Remove the three bolts.

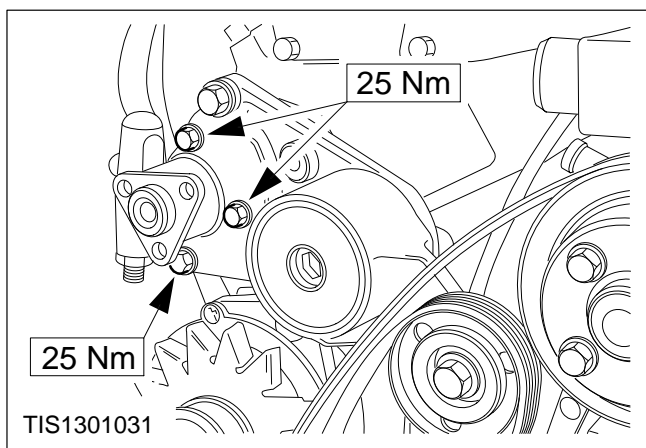


### 9. Disconnect and remove the pipe and hose from the power steering pump.

- 1 Disconnect the power steering hose.
  - 2 Remove the pipe clamp bolt.
  - 3 Disconnect the power steering pipe.
- Allow the fluid to drain into a suitable container.



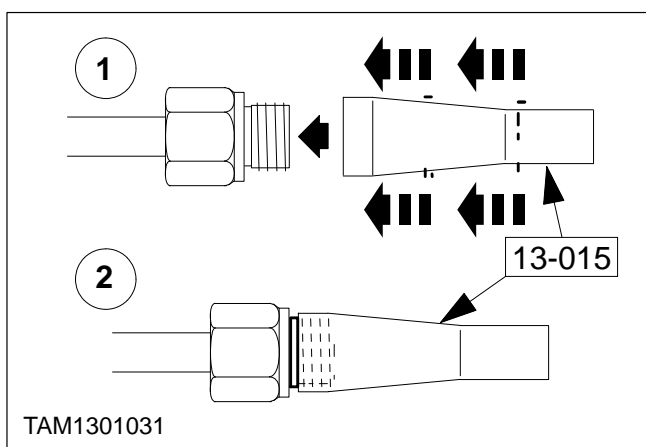
### 10. Remove the power steering pump.



### Install

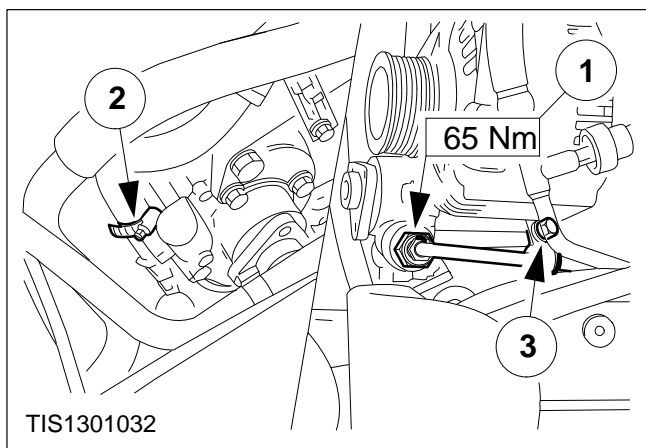
**NOTE:** If the power steering pump is being renewed the unions that are supplied fitted to the pump should be removed and discarded.

### 11. Refit the power steering pump.



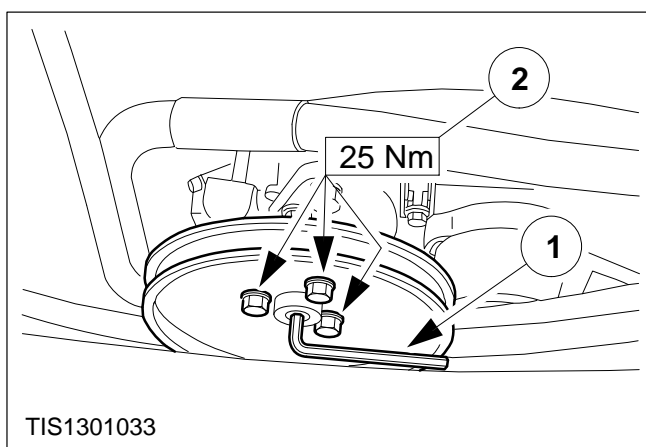
### 12. Replace the union sealing ring.

- 1 Push the sealing ring onto the tool.
- 2 Locate the tool on the union and push on the sealing ring



### 13. Reconnect the pipe and hose to the power steering pump.

- 1 Reconnect the power steering pipe.
- 2 Reconnect the power steering hose.
- 3 Refit the pipe clamp bolt.



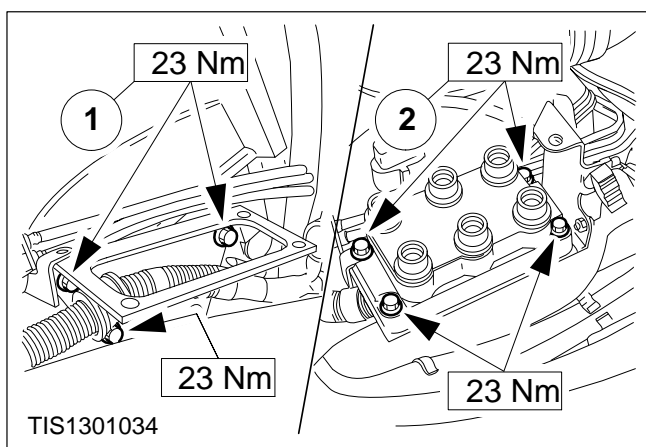
### 14. Refit the pump pulley.

- 1 Hold the centre of the pulley with an Allen key.
- 2 Refit the three bolts.

### Belt – Power Steering – Pump Drive – Install (13 424 0)

### 15. Refit the pump drive belt.

### 16. Refit the cooling system top hose.



### 17. Refit the coil assembly.

- 1 Refit the bracket.
- 2 Refit the coil.

**18. Reconnect the coil multiplug and high tension leads.**

**19. Refill the cooling system (refer to Operation Number 24 122 0).**

**20. Reconnect the battery negative lead.**

**21. Bleed the power steering system (refer to Operation Number 13 416 1).**

**22. Refit the engine cover.**